

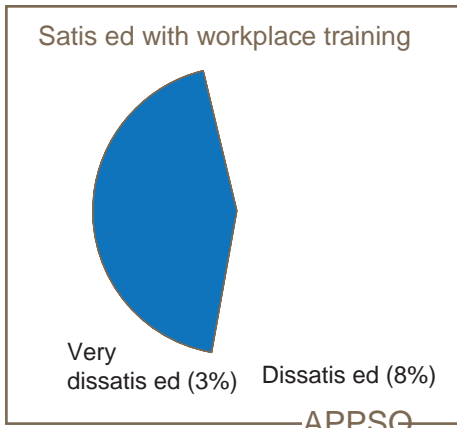
For 25 years, the BC Student Outcomes Project has surveyed former post-secondary students and provided valuable information to policy makers, institutional researchers, and labour market analysts. Insights provided by the former students have been used to inform an understanding of their transitions from one education stage to another and from education into the labour force.

Student Outcomes information today provides a comprehensive overview of the province's public post-secondary system, from the student's perspective. The feedback provided demonstrates that B.C.'s dynamic and integrated post-secondary system is producing graduates who have the knowledge and skills they need to be successful in our knowledge-driven economy.

## In the Highlights

Of the former apprenticeship students surveyed:  
85% said the quality of instruction was ve





## Labour force participation

Most (96 percent) of the former apprentices surveyed were in the labour force: that is, employed or looking for work. The unemployment rate (the number unemployed as a percentage of the labour force) for respondents was 9 percent—a drop from the 11 percent unemployment rate of the 2011 respondents to the APPSO Survey.

A large majority of employed respondents had a job that was related to their training and was a permanent position. Likewise, most respondents (94 percent) were employees rather than self-employed (6 percent). Almost all employed respondents were working full-time.

Former apprentices were asked to say how useful the knowledge and skills they gained through their program of studies had been in performing their job. Most

said the knowledge and skills had been very or somewhat useful (89 percent and 35 percent, respectively).

At the time of the survey, the median age of respondents was 27; 73 percent were under 30. Almost two-thirds (63 percent) were women.

## Baccalaureate programs

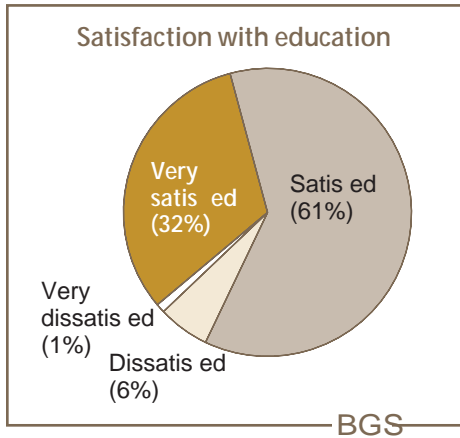
The graduates who responded to the BGS had taken a variety of programs for their degree, although the largest portion (44 percent) had graduated from an Arts and Sciences program.

## Education evaluation

The BGS respondents were asked to evaluate some aspects of their educational program. Nine out of ten respondents (89 percent) said their required courses were very good or good in terms of providing a comprehensive or full understanding of their field of study. An even larger majority (94 percent) rated the quality of course instruction in their program as very good or good. Three-quarters (76 percent) said they would select the same program again.

# BGS

Most of the graduates surveyed (93 percent) said they were very satisfied or satisfied with the education they received from their program.



they completed in 2010. Almost half (49 percent) said they had debt; the median amount they borrowed was \$20,000.

Over one-third (36 percent) of respondents had incurred government-sponsored student loan debt. The median amount of this debt, for those who borrowed, was also \$20,000.

## Further education

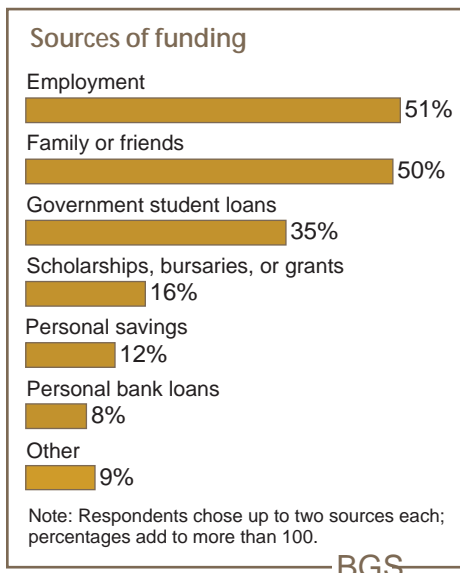
Over half (55 percent) of the BGS respondents had enrolled in further education since they graduated in 2010, and over half of the respondents who had taken further education were studying at the time of the survey.

## Labour force participation

7 percent worked for an employer and were self-employed. Almost three-quarters (72 percent) of those with a job said it was very or somewhat related to their baccalaureate program.

## Student finances

Former students were asked to identify the top two sources of funding they used to pay for their education (tuition, books, food, and lodging). The most reported sources of funding were employment and family or friends.



Of the respondents who went on to pursue another degree, a large majority (85 percent) said their baccalaureate had prepared them very well or well for their further studies.

## Labour force participation

The majority of the graduates surveyed were in the labour force, that is, employed or looking for work. Of those in the labour force, 93 percent were employed, 6 percent were unemployed, and 1 percent had a job lined up.

Employed respondents were likely to be working full-time: the percentage in full-time employment was 84 percent, up from 82 percent in 2011. The majority were in a position paid by an employer—only 5 percent were self-employed, while

A large majority (84 percent) of employed respondents said the knowledge, skills, and abilities they acquired during their baccalaureate education were very useful or somewhat useful to them in their work.



# Former Diploma, Associate Degree, and Certificate Students

The 2012 Diploma, Associate Degree,  
and Certificate Student Outcomes  
(DACSO) Survey was conducted January  
to June 2012. The survey targeted former  
students who had completed or nearly

responses.



in particular, respondents gave high ratings to the quality of the teaching and the usefulness of what was learned.

Almost all respondents (95 percent) said they were

been very well or somewhat prepared by their developmental courses. Former ABE and ESL students had similar responses to this question.

## Further education

The majority (69 percent) of DEVSO respondents went on to take further education after completing their ABE or ESL courses. At the time of the survey, over half (54 percent) were enrolled in a program of study—ABE respondents were more likely to be studying.

Most (92 percent) of the respondents who took further education said they had

## Labour force participation

The labour force participation and employment rates of DEVSO respondents at the time of the survey reflected their high level of enrolment in further education. The labour force outcomes of former ABE students were similar to those of the DACSO Arts and Sciences respondents, who also had high rates of further study.

Of those who were employed, 49 percent of ABE respondents and 60 percent of ESL respondents worked full-time.

Most (95 percent) of the former ESL students used English at work; 80 percent of those respondents said their English language training was very helpful or helpful. Over half (53 percent) of the employed former ABE students said the knowledge and skills they gained through their courses were very or somewhat useful in the performance of their jobs.

## About BC Student Outcomes

Findings from the student outcomes surveys are used by the Province of B.C. for labour market analysis, policy development, and accountability. Post-secondary institutions use the data to improve programs and services; their academic and career counsellors draw on the results to advise prospective and continuing students. Students, parents, and the general public can view outcomes information through Search BC Post-Secondary Student Survey Results ([results.bcstats.gov.bc.ca/SORSLite/SORSLiteHome.aspx](https://results.bcstats.gov.bc.ca/SORSLite/SORSLiteHome.aspx)) or Education Planner ([www.educationplanner.bc.ca](http://www.educationplanner.bc.ca)). For more information on BC Student Outcomes, please see [outcomes.bcstats.gov.bc.ca/Default/Home.aspx](https://outcomes.bcstats.gov.bc.ca/Default/Home.aspx) or contact the institutional research department of any B.C. public university, college, or institute (look for addresses here: [outcomes.bcstats.gov.bc.ca/Default/Contacts.aspx](https://outcomes.bcstats.gov.bc.ca/Default/Contacts.aspx)).

