
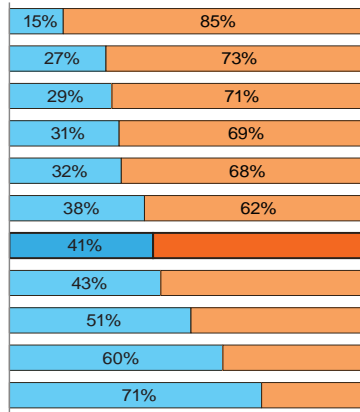



Who are the 2014 baccalaureate graduates?






What did they say about their education?

93% satisfied










Further education

Graduate respondents from Arts & Sciences programs were most likely to have enrolled in further education.




Currently studying

Labour force participation

In most program areas, labour force participation was high.

Program-related job

E2D3.36 (o)-pc 54eeen a.5 (e)n4.4t d H2.3 7etetetoot-oedtteddetolael0.(oy s)-3 (t)a0.9 (d)y 6.7 (e)h.9 7eedeo4.47einan a oo4.47ee ooo 6.7 (e)h.9 6 (e)4 8 (i)7 (d)r p4.4 (or)7 (



Graduates Survey.

