

2012-13

# REPORT OF FINDINGS





































Very good or good ■ Adequate ■ Poor or very poor





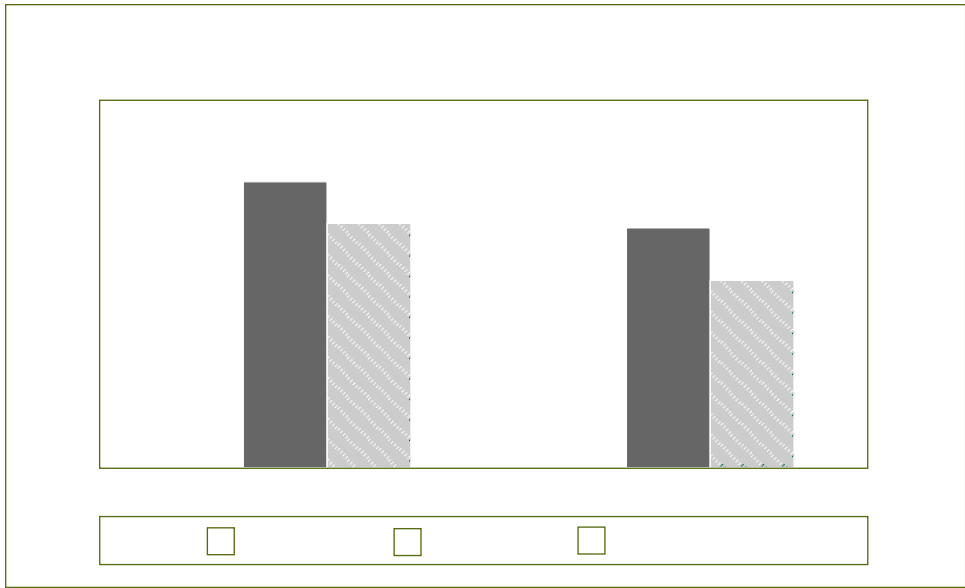




Under 25

25 or older













Note: Percentages above are based on employed respondents. Age is at the time of the survey.

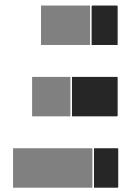
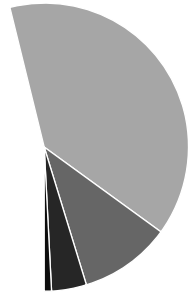


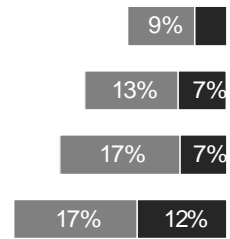
[Redacted]  
[Redacted]

[Redacted]  
[Redacted]










- Very helpful or helpful
- Somewhat helpful
- Not very or not at all helpful

Note: The percentages above exclude those who said the skill ~~was~~ not applicable.



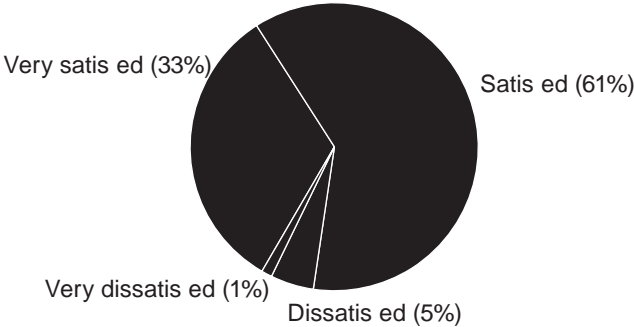
- Very helpful or helpful
- Somewhat helpful
- Not very or not at all helpful

Note: The percentages above exclude those who said the skill ~~was~~ not applicable.

ESL respondents gave high ratings to various aspects of their courses

Very good or good    ■ Adequate    ■ Poor or very poor

Most respondents were satisfied with the ESL courses they took









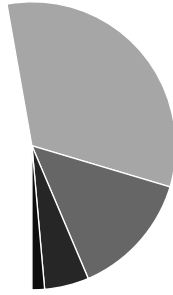


Note: Percentages are based on those who took further studies. Respondents were allowed to choose more than one type of further study; percentages add to more than 100.

























%-



[Redacted line]

[Redacted line]

[Redacted line]

[Redacted line]

[Redacted line]

[Redacted line]

[Redacted line]

[Redacted line]

[Redacted line]

[Redacted line]

[Redacted line]







